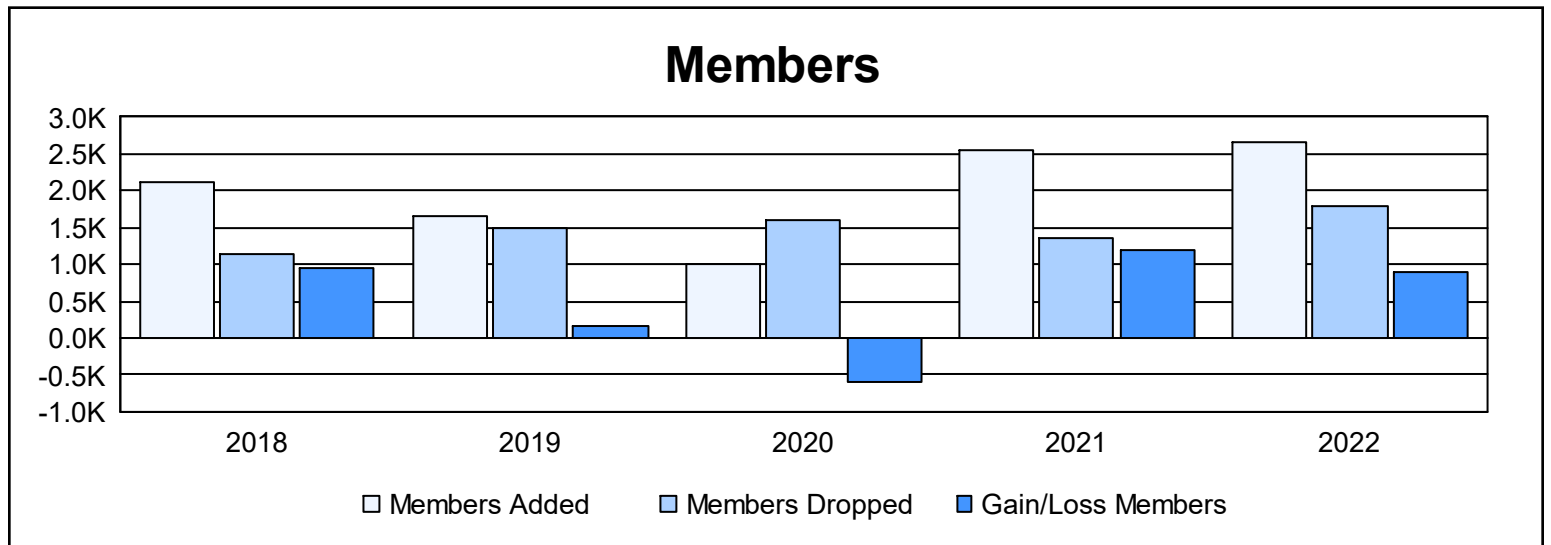
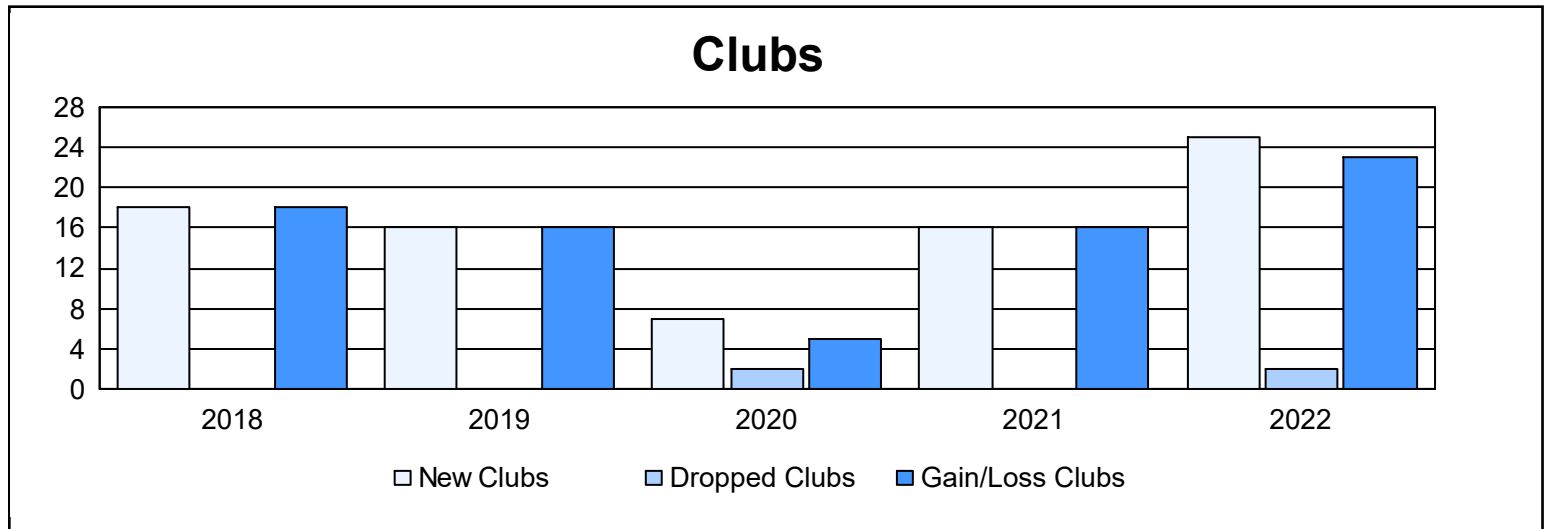
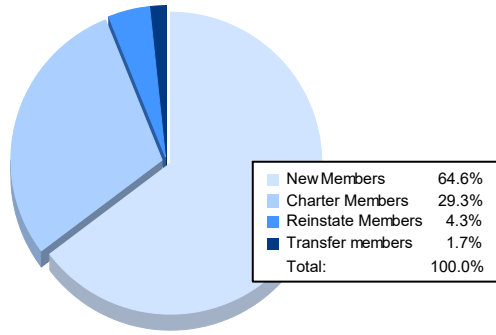


Year	New Clubs	Dropped Clubs	Gain/ Loss Clubs	New Members	Charter Members	Reinstate Members	Transfer Members	Total Member Added	Total Members Dropped	Gain/ Loss Members
2017-2018	18	0	18	1,567	493	29	22	2,111	1,153	958
2018-2019	16	0	16	836	651	157	9	1,653	1,495	158
2019-2020	7	2	5	523	265	198	19	1,005	1,599	-594
2020-2021	16	0	16	1,804	562	158	36	2,560	1,358	1,202
2021-2022	25	2	23	1,725	783	116	46	2,670	1,780	890
<b>Average</b>	<b>16</b>	<b>1</b>	<b>16</b>	<b>1,291</b>	<b>551</b>	<b>132</b>	<b>26</b>	<b>2,000</b>	<b>1,477</b>	<b>523</b>



### Membership Composition June 2022 Cumulative



### Gender Composition June 2022 Cumulative

